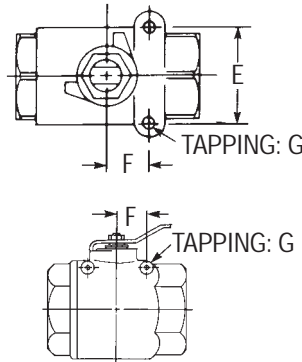
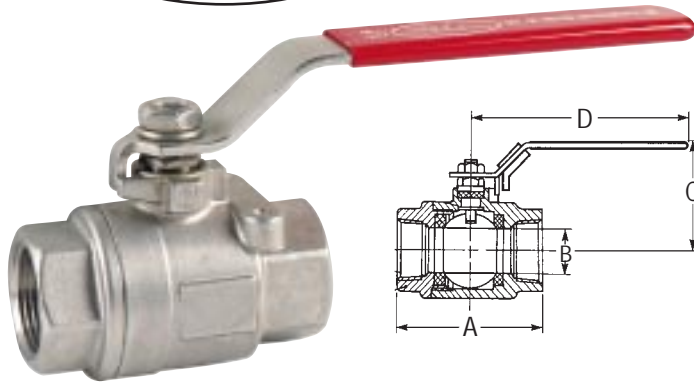


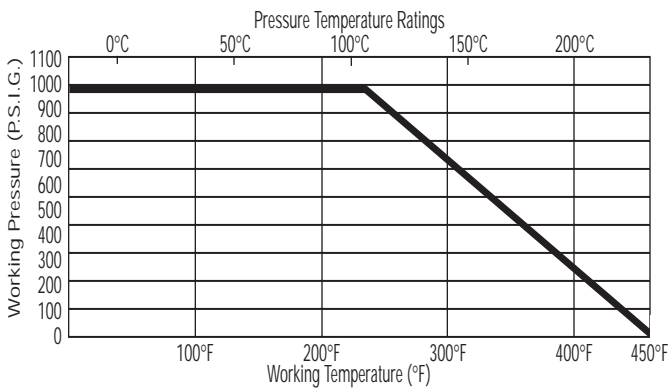


Installation, Operating and Maintenance Instructions



**Physical Data:**

**Size:** 1/4" - 3" NPT  
**Matl:** ASTM A182 GR. CF8M Body and Tlpc.  
 Reinforced Teflon Seats and Seals  
 316 SS Ball and Stem  
 304 SS Handle and Locknut  
**Max. Pressure:** 1000 (69 bar) psi WOG  
 150 (10.3 bar) psi SWP  
**Max. Temp:** -40F(-40C) to 450F (232C)



Size	A	B	C	D	E	F	G	Cv
1/4"	2.125	.456	2.000	3.937	1.125	.500	10-24UNC	8
3/8"	2.125	.500	2.000	3.937	1.125	.500	10-24UNC	15
1/2"	2.500	.560	2.375	5.000	1.125	.500	10-24UNC	17
3/4"	3.000	.800	2.500	5.000	1.375	.875	10-24UNC	27
1"	3.500	1.000	2.750	6.500	1.375	.875	10-24UNC	35
1 1/4"	4.000	1.250	3.000	6.500	1.500	1.000	1/4-20UNC	46
1 1/2"	4.375	1.500	3.375	7.500	1.500	1.000	1/4-20UNC	80
2"	5.000	2.000	3.750	7.500	1.500	1.000	1/4-20UNC	110
2 1/2"	6.500	2.500	5.125	9.875	2.750	1.375	1/4-20 NC	310
3"	7.250	3.100	5.750	9.875	2.750	1.375	1/4-20 NC	360

Dimensions are given in inches.

The Series BV2 is the economical choice for quality, stainless steel ball valves for use in chemical, petrochemical, pulp and paper, and general applications. Providing excellent corrosion resistance, the Series BV2 body and tailpiece are constructed of CF8M grade investment cast stainless steel, while the ball and stem are manufactured from 316 SS. Reinforced Teflon seats and body seals provide broad chemical compatibility and bubble tight shutoff to 1000 psi. The internally loaded blow-out proof stem provides for safety in the event of overpressure. Full port design allows maximum Cv with minimal pressure drop. Integral actuator mounting pad allows for ease of automation. Optional locking handle prevents accidental operation. The Series BV2 is available in sizes ranging from 1/4" to 3" NPT.

**INSTALLATION**

Prior to installation, inspect valve and pipe ends to make sure they are free from debris. Material trapped inside the valve can cause damage to the seats and result in leakage. Clean pipe ends and check for proper threading to prevent damage to valve internals.

Use a PTFE based thread sealant applied to the pipe threads. With valve in the OPEN position, install pipe. Use a smooth wrench on the hex portion of the valve, not the valve body, to tighten. Use pipe wrenches on pipe and pipe fittings only.

**OPERATION**

These valves are bi-directional and can be installed with flow in either direction. Rotate the handle 90 degrees counterclockwise to open and 90 degrees clockwise to close. Check to make sure the process media is compatible with the valve materials. See "Physical Data". Do not exceed pressure or temperature maximum ratings.

**MAINTENANCE**

The Series BV2 is a non-repairable valve. The only maintenance required is the occasional tightening of the packing gland nut. Over time some leakage may occur through the stem orifice. If this occurs tighten the packing gland nut approximately 1/4 turn.