

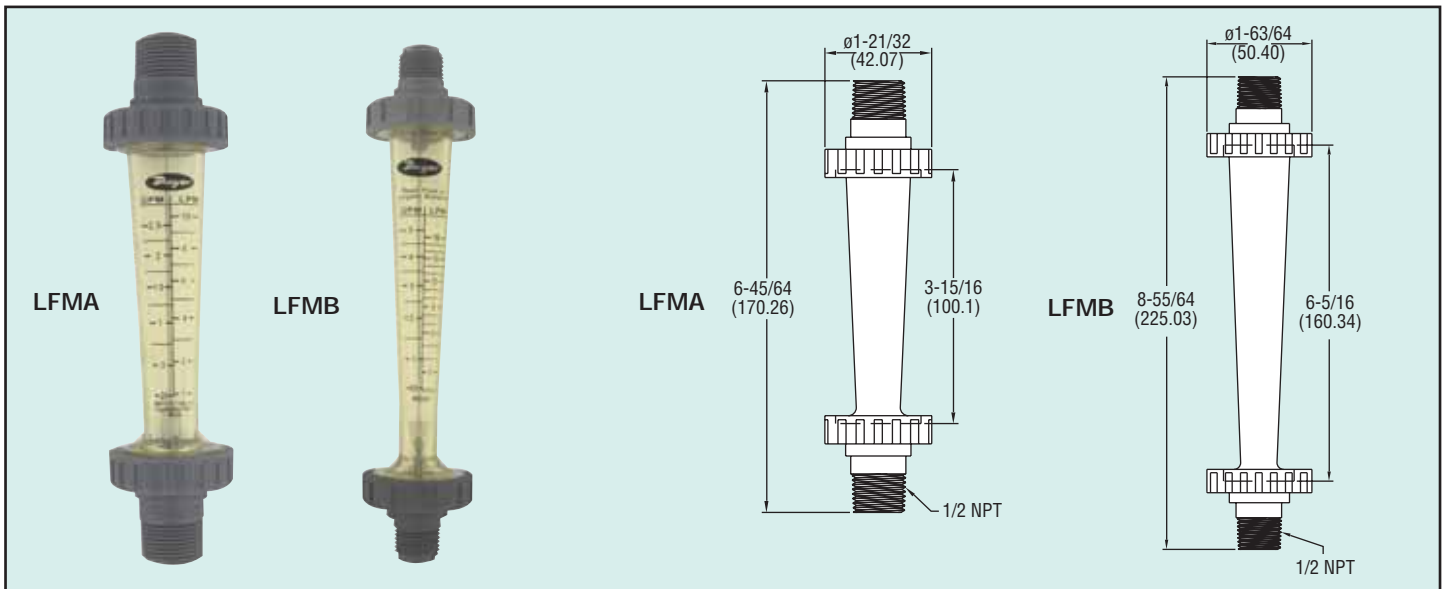


Series
LFM

Polycarbonate Flowmeter

In-Line or Panel Mount

Flow



The **New LFM Series Flowmeters** are made of injection molded, heat and chemically resistant polycarbonate bodies and fittings. Series LFM flow meters have dual scales measuring in both GPM and LPM with 5% accuracy. A textured background on the body enhances scale readability. Standard in-line models come with 1/2" male NPT process connections while panel mount installation is available with 90° elbow fittings that include panel lock nuts. Various other fittings are available.

SPECIFICATIONS

Service: Water.

Wetted Materials:

Body: Polycarbonate.

Flange Nut: ABS.

Float Stop: ABS.

O rings: Fluoroelastomer.

Rod & Float: 316 SS.

Connections: Metric Union and male NPT fittings-ABS; 90° male NPT elbow fittings-PVC.

Pressure Limit: 120 PSI (8.2 bar) at 68°F (20°C); 90° elbow fittings 116 PSI (8 bar) at 68°F (20°C).

Accuracy: ±5%.

Process Connection: LFMA: 1/2" male NPT. Optional 20 mm Metric Union.

LFMB: 1/2" male NPT. Optional 20mm Metric Union or 1/2" male NPT with 90° elbow.

Weight: LFMA: 2 oz (56.7 g), LFMB: 3 oz (85.0 g).

Accessories

LFMA

A-560 20mm Metric Union Fittings

A-566 1/2" male NPT Fittings

LFMB

A-561 20mm Metric Union Fittings

A-567 1/2" male NPT Fittings

A-575 1/2" male NPT with 90° Elbow Fittings

CAUTION: Series LFM Flowmeters are for indoor use only or areas without direct sunlight. Polycarbonate is adversely affected by ultraviolet light.

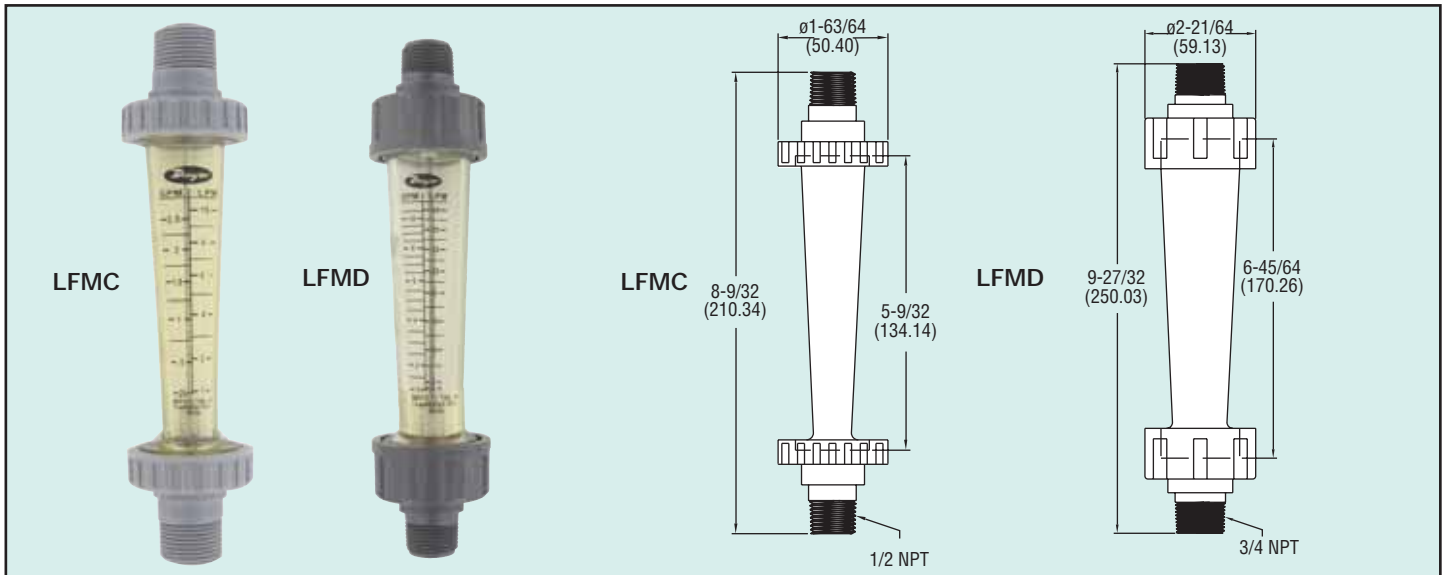
Model No.	Range (GPM water)	Process Connection	Float
LFMA-01-A2	0.1-1 (.5-4 LPM)	1/2" male NPT	316 SS
LFMA-02-A2	0.2-2 (1-7 LPM)	1/2" male NPT	316 SS
LFMA-03-A2	0.5-5 (1.8-18 LPM)	1/2" male NPT	316 SS
LFMB-04-A2	0.1-1 (.5-4 LPM)	1/2" male NPT	316 SS
LFMB-05-A2	0.2-2 (1-7 LPM)	1/2" male NPT	316 SS
LFMB-06-A2	0.5-5 (1.8-18 LPM)	1/2" male NPT	316 SS



Series
LFM

Polycarbonate Flowmeter

In-Line or Panel Mount Meters



Flow

The **New LFM Series Flowmeters** are made of injection molded, heat and chemically resistant polycarbonate bodies and fittings. Series LFM flow meters have dual scales measuring in both GPM and LPM with 5% accuracy. A textured background on the body enhances scale readability. Standard in-line models come with 1/2" male NPT connections for LFMC and 3/4" male NPT connections for LFMD. Panel mount installation is available with 90° elbow fittings that includes panel lock nuts. Various other fittings are available.

SPECIFICATIONS

Service: Water.

Wetted Materials:

Body: Polycarbonate.

Flange Nut: ABS.

Float Stop: LFMC-ABS; LFMD-Polypropylene.

O rings: Fluoroelastomer.

Rod & Float: 316 SS.

Connections: 90° male NPT elbow fittings-PVC.

20 mm metric union fittings-ABS.

32 mm metric union fittings-PVC.

1/2" & 3/4" male NPT fittings for LFMC-ABS.

3/4" male & female NPT fittings for LFMD-PA66 nylon.

Pressure Limit: 120 PSI (8.2 bar) at 68°F (20°C); 90° elbow fitting 116 PSI (8 bar) at 68°F (20°C).

Accuracy: ±5%.

Process Connection: LFMC: 1/2" male NPT. Optional 20 mm Metric Union, 3/4" male NPT, or 1/2" male NPT with 90° elbow.

LFMD: 3/4" male NPT. Optional 32 mm Metric Union, 3/4" female NPT, or 3/4" male NPT with 90° elbow.

Weight: LFMC: 4 oz (113.4 g), LFMD: 10 oz (283.5 g).

Accessories

LFMC

A-562 20mm Metric Union Fittings

A-567 1/2" male NPT Fittings

A-568 3/4" male NPT Fittings

A-576 1/2" male NPT with 90° Elbow Fittings

LFMD

A-563 32mm Metric Union Fittings

A-569 3/4" male NPT Fittings

A-572 3/4" female NPT Fittings

A-577 3/4" male NPT with 90° Elbow Fittings

CAUTION: Series LFM Flowmeters are for indoor use only or areas without direct sunlight. Polycarbonate is adversely affected by ultraviolet light.

Model No.	Range (GPM water)	Process Connection	Float
LFMC-07-A2	0.25-2.5 (1-10 LPM)	1/2" male NPT	316 SS
LFMC-08-A2	0.5-5 (1.8-18 LPM)	1/2" male NPT	316 SS
LFMC-09-A2	0.8-8 (3-30 LPM)	1/2" male NPT	316 SS
LFMD-10-C2	0.8-8 (3-30 LPM)	3/4" male NPT	316 SS
LFMD-11-C2	1-10 (4-40 LPM)	3/4" male NPT	316 SS

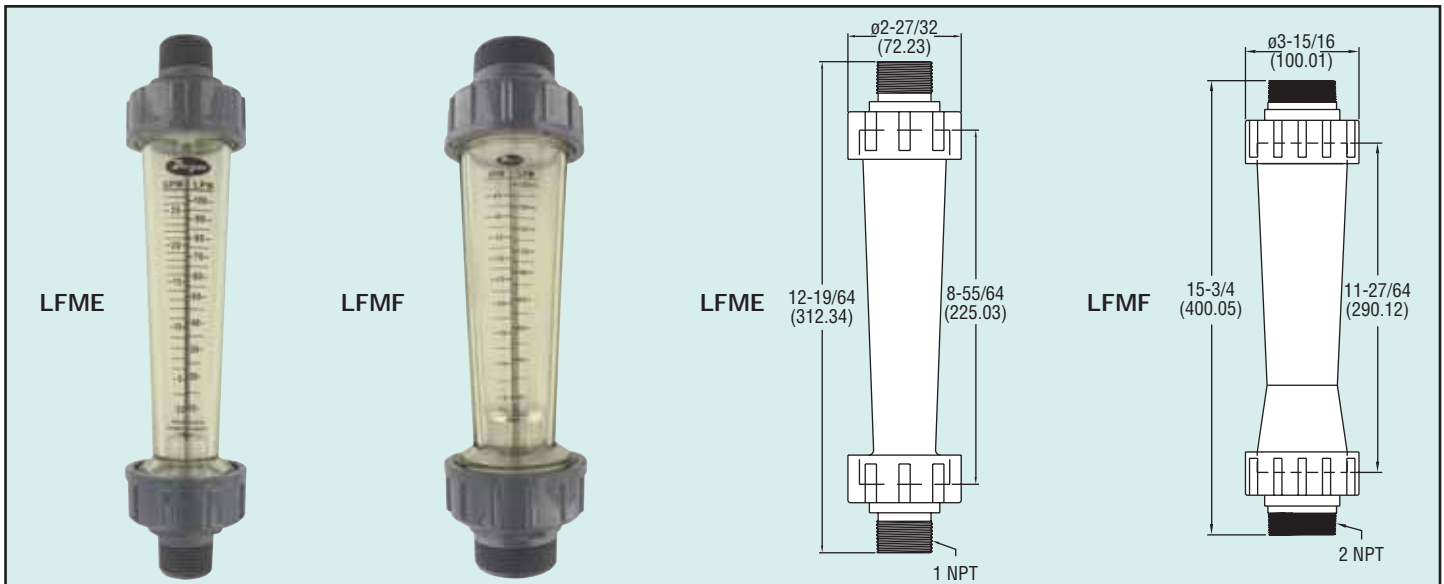


Series
LFM

Polycarbonate Flowmeter

In-Line or Panel Mount Meters

Flow



The New LFM Series Flowmeters are made of injection molded, heat and chemically resistant polycarbonate bodies and fittings. Series LFM flow meters have dual scales measuring in both GPM and LPM with 5% accuracy. A textured background on the body enhances scale readability. Standard in-line models come with 1/2" male NPT connections for LFME and 2" male NPT connections for LFMF. Panel mount installation is available with 90° elbow fittings that includes panel lock nuts. Various other fittings are available.

SPECIFICATIONS

Service: Water.

Wetted Materials:

Body: Polycarbonate.

Flange Nut: ABS.

Float Stop: Polypropylene.

O rings: Fluoroelastomer.

Rod & Float: 316 SS.

Connections: Male & female NPT fittings-PA66 nylon.

1" male NPT 90° elbow fittings-PVC.

40 mm metric union fittings-PVC.

63 mm metric union fittings-ABS.

Pressure Limit: 120 PSI (8.2 bar) at 68°F (20°C); 90° elbow fittings 116 PSI (8 bar) at 68°F (20°C).

Accuracy: ±5%.

Process Connection:

LFME: 1" male NPT. Optional 40 mm Metric Union, 1" female NPT, or 1" male NPT with 90° elbow.

LFMF: 2" male NPT. Optional 63 mm Metric Union or 2" female NPT.

Weight: LFME: 15 oz (425.2 g), LFMF: 40 oz (1.1 kg).

Accessories

LFME

A-564 40mm Metric Union Fittings

A-570 1" male NPT Fittings

A-573 1" female NPT Fittings

A-578 1" male NPT with 90° Elbow Fittings

LFMF

A-565 63mm Metric Union Fittings

A-571 2" male NPT Fittings

A-574 2" female NPT Fittings

CAUTION: Series LFM Flowmeters are for indoor use only or areas without direct sunlight. Polycarbonate is adversely affected by ultraviolet light.

Model No.	Range (GPM water)	Process Connection	Float
LFME-12-F2	1.2-12 (5-50 LPM)	1" male NPT	316 SS
LFME-13-F2	2-20 (8-80 LPM)	1" male NPT	316 SS
LFME-14-F2	2.5-25 (10-100 LPM)	1" male NPT	316 SS
LFMF-15-I2	2.5-25 (10-100 LPM)	2" male NPT	316 SS
LFMF-16-I2	5-45 (20-180 LPM)	2" male NPT	316 SS
LFMF-17-I2	7-70 (25-250 LPM)	2" male NPT	316 SS